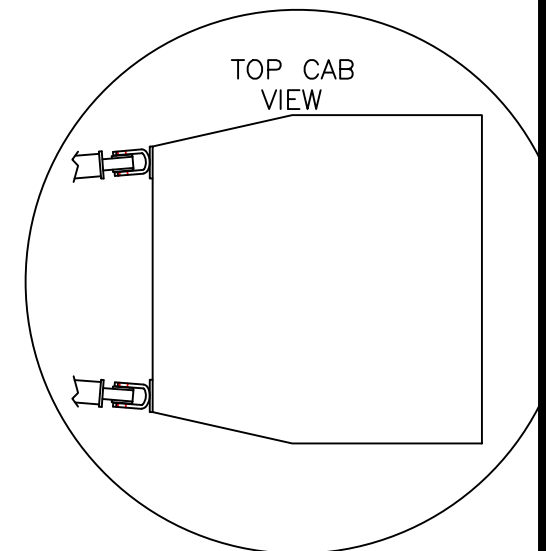
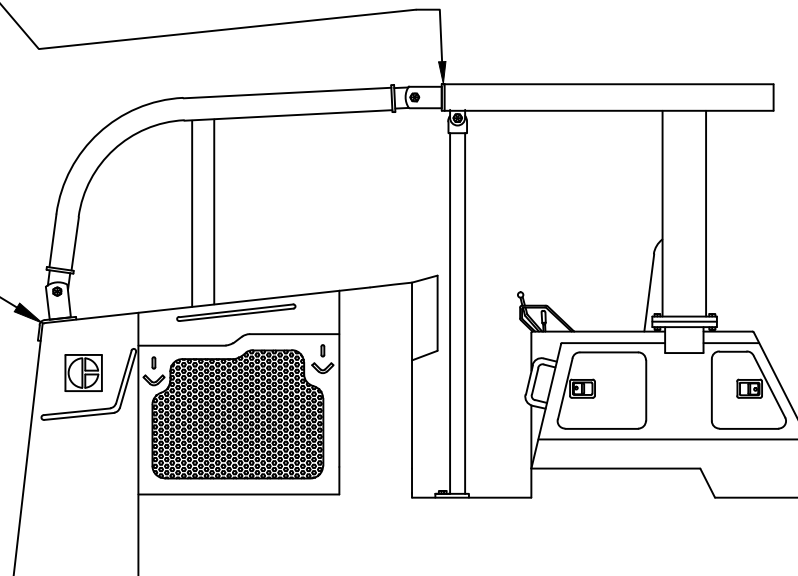
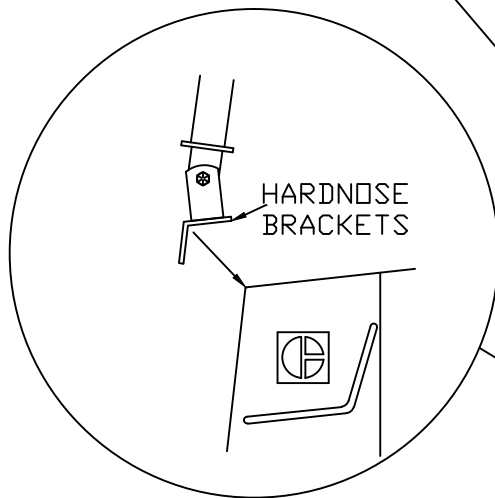


STEP 1 WELD HARNOSE PLATES TO HARD NOSE. PLACE TO OUTER EDGE OF HARDNOSE. NEXT CONNECT 2 U-BRACKETS TO THE FRONT OF SWEEP BODY USING 1" x 4-1/2" BOLTS THEN TACK & WELD SWIVEL U-BRACKET TO HARDNOSE PLATES. (NOTICE BLOWN UP VIEW AT LEFT)

STEP 2 NEXT CONNECT 2 MORE U-BRACKETS TO THE OTHER END OF SWEEP BODY USING 1" x 4-1/2" BOLT THEN SWIVEL SWEEP BODY TO WHERE TOUCHES CAB TO SEE WHERE CAB BRACKETS GO & THEN WELD CAB BRACKETS (PART# SP0012) TO FRONT OF CAB

STEP 3 WELD THE OTHER SET OF SWIVEL U-BRACKETS TO CAB BRACKETS ON THE FRONT SIDE OF THE OPEN ROPS CAB. (NOTICE VIEW BELOW)

NOTE* ON ALL WELDS USE A MINIMUM 1/4" FILLET WELD



HS24 (D6M DROPS) SWEEP INSTRUCTIONS