

D7H (SERIES I) OROPS & EROPS SWEEPS – (HS55 SERIES) PREBUILT

WORD DOCUMENT Address: X:\WORD\PRODUCTS\SWEEPS\HS55 (D7H SERIES I OROPS & EROPS).doc

AUTOCAD DRAWING Address: Diamond server\drawings\ .DWG



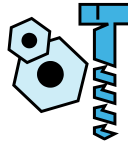
**PARTS
BOOK**



**ASSEMBLY
INSTRUCTIONS**



**SHIPPING
INFO**



**MOUNTING
INSTRUCTIONS**



**PRODUCT
SPECS.**

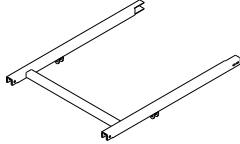
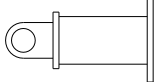
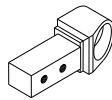









**COST
STUDY**



PICTURES


COMPONENT LIST:

PICTURE	PART #	DESCRIPTION	QTY	MAT	BEND	MCHN	SAW	PREP	FINISH
	HS55-01	SWEEP FRONT GUARD ASSEMBLY	1	-	-	-	-	-	“CAT” YELLOW
	8E9526D	TOP SWEEP GUARD ASSEMBLY	1	-	-	-	-	-	“Cat” Yellow
	SP0059	HARDNOSE BRACKET	2	-	-	-	-	-	“Cat” Yellow
	8E6891D	BLOCK ASSEMBLY	2	-	-	-	-	-	“Cat” Yellow
	6T1698D	RUBBER MOUNT	4	-	-		-	-	-
	2G0493D	METAL WASHER (CUT# 00613117)	4	3/8”	-	-	-	-	“Cat” Yellow
	9S5187D	RUBBER MOUNT	4	-	-		-	-	-
	8P5244D	RUBBER WASHER	8	-	-		-	-	-

ASSEMBLY BOLT LIST (All GRD 8):

<i>Part#</i>	<i>Qty</i>	<i>Description</i>	<i>Dim</i>	<i>Location</i>
15473	4	Bolt	1"x 5" (THRD-8)	Front guard assembly to top guard assembly & Front guard assembly to hard nose mount
37192	4	Lock Nut	1" (THRD-8)	Front guard assembly to top guard assembly & Front guard assembly to hard nose mount
15369	2	Bolt	3/4"x 4" (THRD-10)	Top guard assembly to sweep block assembly(cab end)
1133864	6	Flat washer	3/4"	Top guard assembly to sweep block assembly(cab end)
15361	4	Bolt	3/4"x 2" (THRD-10)	Top guard assembly to sweep block assembly(cab end)
1133898	4	Lock washer	3/4"	Top guard assembly to sweep block assembly(cab end)

NOTES



****ALL PARTS COME ASSEMBLED ON A PALLET
(SP0059 AND ITS BOLTS COMES STRAPPED TOGETHER TO THE REST OF
THE ASSEMBLY—[VIEW ASSEMBLY PICTURE](#))***

AS0018 OPTIONAL D8T TIER 4 LEG KIT

WORD DOCUMENT Address: X:\WORD\PRODUCTS\SWEEPS\HS57 (D6T TIER 4).doc

AUTOCAD DRAWING Address: Diamond server\drawings\sweeps .DWG



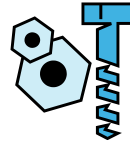
**PARTS
BOOK**



**ASSEMBLY
INSTRUCTIONS**



**SHIPPING
INFO**



**MOUNTING
INSTRUCTIONS**



**PRODUCT
SPECS.**







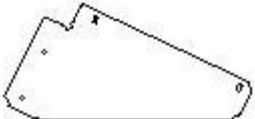





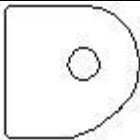
**COST
STUDY**



PICTURES

COMPONENT LIST:

PICTURE	PART #	DESCRIPTION	QTY	MAT	BEND	MCHN	SAW	PREP	FINISH
	9S5187D	RUBBER KNOCK IN (Part# J63101)	4	-	-	-	-	-	-
	8P5244D	RUBBER WASHER (Part# W-1.25 ID- 2.75 OD)	8	-	-	-	-	-	-
	285-5248D	LEG MACHINED STOB	2	-	-	-	-	WELD	CAT YELLOW
	SP0174	LEG ASSEMBLY	2	-	-	-	-	-	CAT YELLOW
	SP0002	U-BRACKET <small>(Cut# 17513013)</small>	2	1/2"		-	-	-	"Cat" Yellow
	00820042	FENDER BRACKET GUSSET	2	7 G		-	-	-	Cat Yellow

	PHS45001.001	OUTSIDE FENDER BRACKET (CUT# 00820041)	2	1/2"		-	-	WELD	CAT YELLOW
	00820040	OUTSIDE FENDER BRACKET	2	1/2"	-	-	-	WELD	CAT YELLOW

ASSEMBLY BOLT LIST:

<i>Part#</i>	<i>Qty</i>	<i>Description</i>	<i>Dim</i>	<i>Location</i>
154020	4	Bolt	16MM X60MM	285-5248 TO SP0174
40387	4	Lock Washer	16 MM	285-5248 TO SP0174
40361	4	Flat Washer	16MM	285-5248 TO SP0174
15471	4	Bolt	1" x 4-1/2"	Legs to Fender mounts & to SP0002
37192	4	Nylock	1"	Legs to Fender mounts & to SP0002
154003	4	Bolt	12MM X 40MM	SIDE FENDER BRACKET TO FENDER
40358	4	Flat Washer	12MM	SIDE FENDER BRACKET TO FENDER
40384	4	Lock washer	12MM	SIDE FENDER BRACKET TO FENDER
153985	4	Bolt	10MM x 25MM	FRONT FENDER BRACKET TO FENDER
40358	4	Flat Washer	10MM	FRONT FENDER BRACKET TO FENDER
40359	4	Lock Washer	10MM	FRONT FENDER BRACKET TO FENDER
153988	4	Bolt	10MM x 40	FRONT FENDER BRACKET TO SIDE BRACKET
40358	8	Flat Washer	10MM	FRONT FENDER BRACKET TO SIDE BRACKET
40167	4	Nylock	10MM	FRONT FENDER BRACKET TO SIDE BRACKET

NOTES

