

D8N (9TC & 5TJ1-1158) SWEEPS - (HS6 SERIES)

WORD DOCUMENT Address: X:\WORD\PRODUCTS\SWEEPS\HS6.DOC

AUTOCAD DRAWING Address: Diamond server\drawings\sweeps\?.DWG



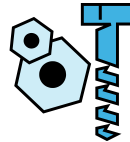
**PARTS
BOOK**



**ASSEMBLY
INSTRUCTIONS**



**SHIPPING
INFO**



**MOUNTING
INSTRUCTIONS**



**PRODUCT
SPECS.**






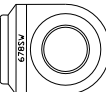

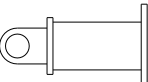





**COST
STUDY**




PICTURES

COMPONENT LIST:

PICTURE	PART #	DESCRIPTION	QTY	MAT	BEND	MCHN	SAW	PREP	FINISH
	SP0083	SWEEP ARM (208" SQ CUT)	2	4 x 4 x 1/4" Tubing		-		-	"Cat" Yellow
	SP0079	CROSS TUBE (72" Long Sq Cut)	2	4 x 3 x 1/4" Tubing	-	-		-	"Cat" Yellow
	678SW	CASTED SWEEP STOB (Part# GT010)	2	6525 CAST	-		-	-	-
	SP0059	HARDNOSE BRACKET	2	-	-	-	-	-	"Cat" Yellow
	SP0002	U-BRACKET (Cut# 17513013)	2	1/2"		-	-	-	"Cat" Yellow
	SP0015	4" WELD PAD (Cut# 00613302)	2	3/8"	-	-	-	-	-
	MK044	MOUNT KIT	1						

NOTES



AS0011 SWEEP LEG KIT – (fits HS6 & HS12)

D8N & D8R (Series 1 & 2)

WORD DOCUMENT Address: X:\WORD\PRODUCTS\SWEEPS\AS0011 LEG KIT.doc
AUTOCAD DRAWING Address: Diamond server\drawings\sweeps\??.DWG



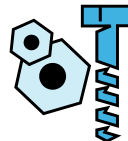
**PARTS
BOOK**



**ASSEMBLY
INSTRUCTIONS**



**SHIPPING
INFO**



**MOUNTING
INSTRUCTIONS**



**PRODUCT
SPECS.**



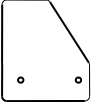



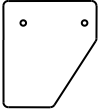

**COST
STUDY**



PICTURES

COMPONENT LIST:

<i>PICTURE</i>	<i>PART #</i>	<i>DESCRIPTION</i>	<i>QTY</i>	<i>MAT</i>	<i>BEND</i>	<i>MCHN</i>	<i>SAW</i>	<i>PREP</i>	<i>FINISH</i>
	AS0012	4" x 3" LEG ASSEMBLY	2	-	-	-	-	-	"Cat" Yellow
	AS0007	SWIVEL ASSEMBLY	2	-	-	-	-	-	"Cat" Yellow
	SP0136	RH FENDER MOUNT (Cut# 00813020)	1	1/2"		-	-	-	"Cat" Yellow

	SP0137	LH FENDER MOUNT (Cut# 00813020)	1	1/2"		-	-	-	"Cat" Yellow
	MK051	MOUNT KIT	1						

NOTES

