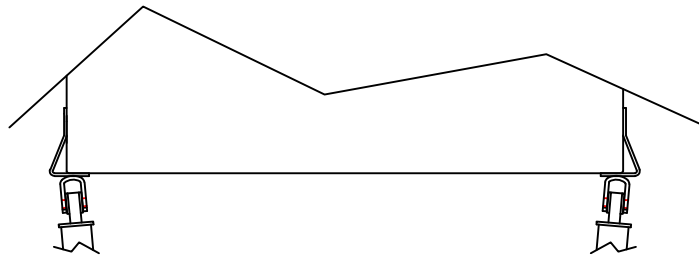
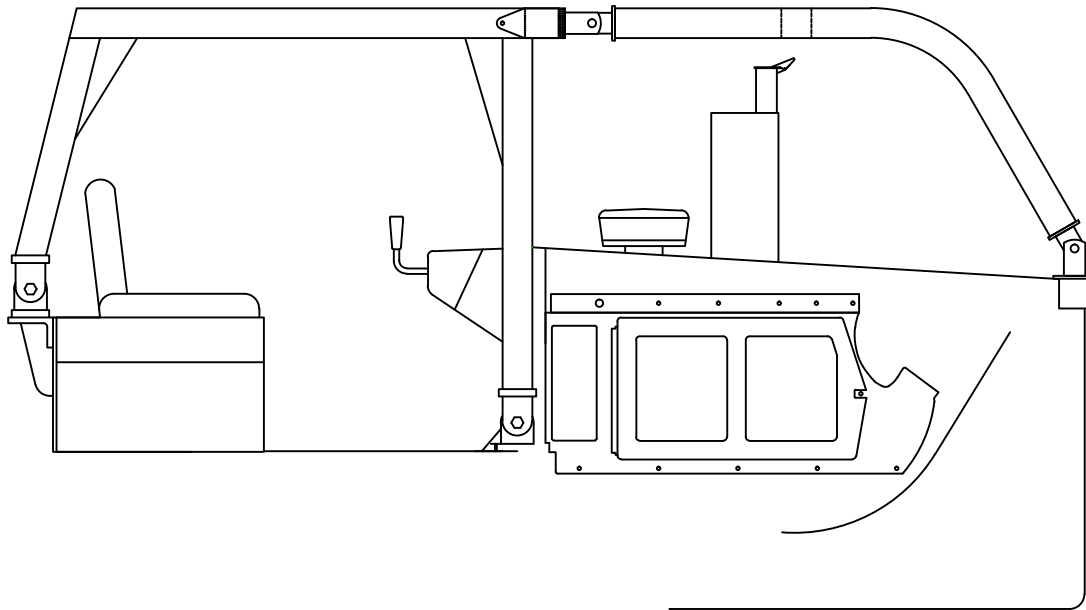


D7, D7E, D7F, D8H, D8K, D9H & TD15 SWEEPS--(HS8)

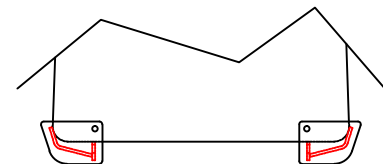


TOP VIEW OF CAB BRACKETS



- STEP 1 WELD HARDNOSE BRACKETS TO HARDNOSE
- STEP 2 WELD CAB BRACKETS TO CAB
- STEP 3 WELD 4" SWIVEL W/PAD (PART# AS002) TO SHORT END OF SWEEP ARM
- STEP 4 TACK WELD U BRACKET END OF PART# AS002 (WHICH IS NOW WELDED TO SHORT END OF SWEEP ARM) TO HARDNOSE BRACKET LIKE SHOWN. BE SURE TO ANGLE U BRACKETS SO THAT SWEEP ARM LINES UP WITH CAB BRACKET (PART#SP0018) WHICH HAS ALREADY BEEN WELDED ONTO CAB.
- STEP 5 LIFT UP SWEEP ARM & CUT OFF LONG PC OF SWEEP ARM SO THAT PART# SP0015 AND AS003 CAN FIT TO CAB BRACKET
- STEP 6 WELD 4" SWEEP WELD PAD (PART# SP0015) TO SWEEP ARM AND THEN WELD 4" SWIVEL (PART# AS003) TO PAD THEN WELD U END OF 4" SWIVEL TO CAB BRACKET
- STEP 7 RETURN TO HARDNOSE BRACKET AND WELD UP ALL PLACES THAT WAS PREVIOUSLY TACK WELDED IN STEP 4.
- STEP 8 CUT CROSS TUBE (BRACE BETWEEN SWEEP ARMS) TO FIT AND WELD IN RIGHT IN FRONT OF EXHAUST STACK.

NOTE: ALL BRACKETS & PCS SHOULD BE WELDED WITH AT LEAST A 1/4" FILLET WELD.



TOP VIEW OF HARDNOSE BRACKETS